

SFP-10G-TL2-AR-C

Arista Networks® SFP-10G-T-AR Compatible TAA 100/1000/10000Base-TX SFP+ Transceiver (Copper, 30m, RJ-45)

Features:

- SFF-8432 and SFF-8431 MSA Compliant
- RJ-45 Connector
- IEEE 802.3az Compliant
- Supports 10GBase-T Using an 80m Cat6a/7 Cable
- Commercial Temperature 0 to 70 Celsius
- Low Power Consumption: 1.6W @10Gbps 30m, 2.0W @10Gbps 80m
- Support Hot Pluggable
- RoHS Compliant and Lead-Free



Applications:

- 10GBase Ethernet
- Access and Enterprise

Product Description

This Arista Networks® SFP-10G-TL2-AR compatible SFP+ transceiver provides 10GBase-TX throughput up to 30m over a copper connection via a RJ-45 connector. This TX module supports 10GBase auto-negotiation and can be configured to fit your needs. It is guaranteed to be 100% compatible with the equivalent Arista Networks® transceiver. This easy to install, hot swappable transceiver has been programmed, uniquely serialized and data-traffic and application tested to ensure that it will initialize and perform identically. It is built to meet or exceed the specifications of Arista Networks®, as well as to comply with MSA (Multi-Source Agreement) standards to ensure seamless network integration. This transceiver is Trade Agreements Act (TAA) compliant. We stand behind the quality of our products and proudly offer a limited lifetime warranty.

ProLabs' transceivers are RoHS compliant and lead-free.

TAA refers to the Trade Agreements Act (19 U.S.C. & 2501-2581), which is intended to foster fair and open international trade. TAA requires that the U.S. Government may acquire only "U.S. – made or designated country end products."



Absolute Maximum Ratings

Parameter	Symbol	Min.	Typ.	Max.	Unit	Notes
Maximum Supply Voltage	Vcc	-0.5		4	V	
Storage Temperature	Tstg	-40		85	°C	1
Operating Case Temperature	Tc	0		70	°C	2
Data Rate	DR		10		Gbps	3
Bit Error Rate	BER			10 ⁻¹²		

Notes:

1. Ambient temperature.
2. Case temperature.
3. IEEE 802.3ae.

Electrical Characteristics

Parameter	Symbol	Min.	Typ.	Max.	Unit	Notes
Power Supply Voltage	Vcc	3.14	3.3	3.46	V	
Supply Current	Icc		590		mA	1
Surge Current	I _{surge}			30	mA	
Power Consumption @ 10Gbps 30m				1.6	W	
Power Consumption @ 10Gbps 80m				2.0	W	

Notes:

1. Test at 10Gbps rate using 80m Cat6a cable.

Pin Descriptions

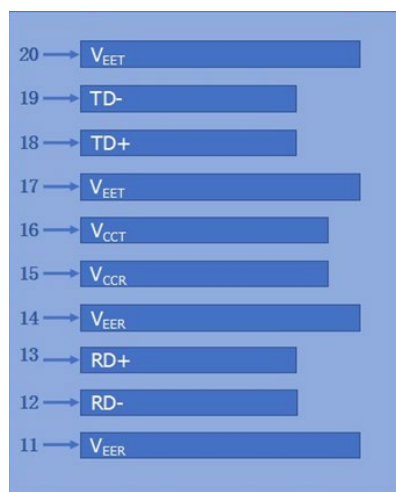
Pin	Symbol	Name/Description	Notes
1	VeeT	Transmitter Ground (Common with Receiver Ground).	1
2	Tx_Fault	Transmitter Fault. Not Supported.	
3	Tx_Disable	Transmitter Disable. PHY disabled on “high” or “open.”	2
4	SDA	2-Wire Serial Interface Data.	3
5	SCL	2-Wire Serial Interface Clock.	3
6	MOD_ ABS	Module Absent. Grounded within the module.	3
7	RS0	No Connection Required.	
8	LOS	Loss of Signal Indication. “Logic 0” indicates normal operation.	
9	RS1	No Connection Required.	
10	VeeR	Receiver Ground (Common with Transmitter Ground).	1

11	VeeR	Receiver Ground (Common with Transmitter Ground).	1
12	RD-	Receiver Inverted Data Out. AC Coupled.	
13	RD+	Receiver Non-Inverted Data Out. AC Coupled.	
14	VeeR	Receiver Ground (Common with Receiver Ground).	1
15	VccR	Receiver Power Supply.	
16	VccT	Transmitter Power Supply.	
17	VeeT	Transmitter Ground (Common with Receiver Ground).	1
18	TD+	Transmitter Non-Inverted Data In. AC Coupled.	
19	TD-	Transmitter Inverted Data In. AC Coupled.	
20	VeeT	Transmitter Ground (Common with Receiver Ground).	1


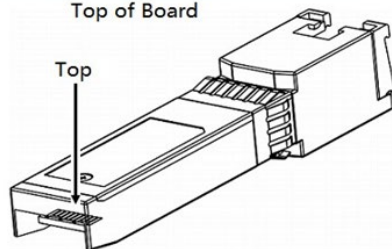
Notes:

1. Circuit ground is connected to the chassis ground.
2. Disabled: $T_{DIS} > 2V$ or open, enabled: $T_{DIS} < 0.8V$.
3. Should be pulled up with 4.7k Ω to 10k Ω on the host board to a voltage between 2V and 3.6V.

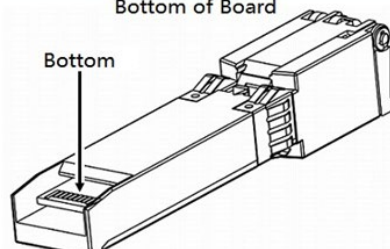
Electrical Pad Layout



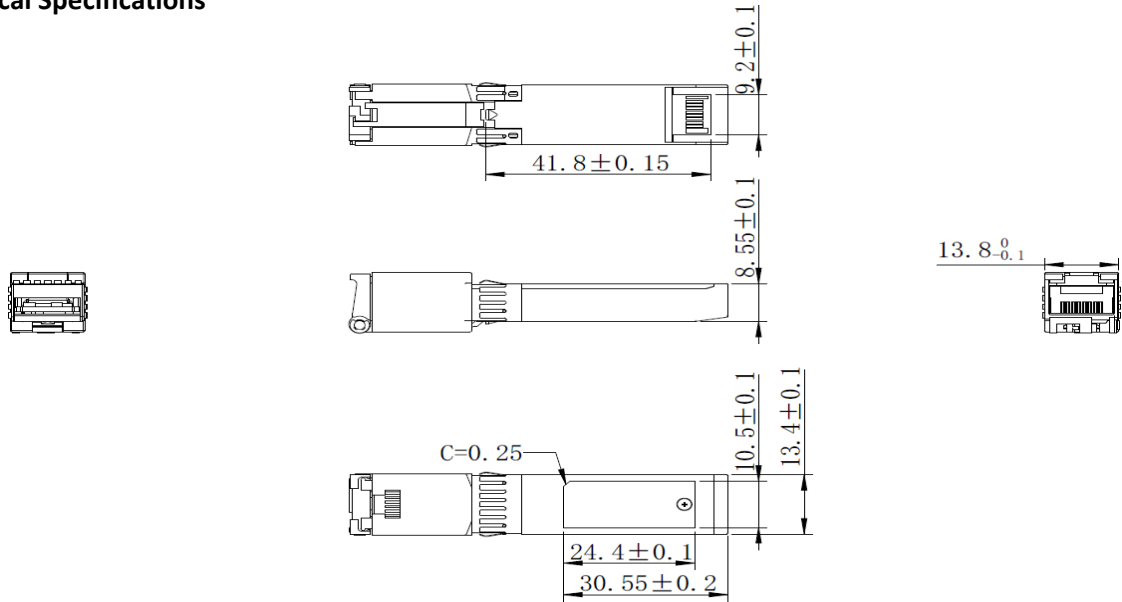
Top of Board



Bottom of Board



Mechanical Specifications



All Dimensions are ± 0.2 mm Unless Otherwise Specified

Unit: mm

Weight: 25g

About ProLabs

Our experience comes as standard; for over 15 years ProLabs has delivered optical connectivity solutions that give our customers freedom and choice through our ability to provide seamless interoperability. At the heart of our company is the ability to provide state-of-the-art optical transport and connectivity solutions that are compatible with over 90 optical switching and transport platforms.

Complete Portfolio of Network Solutions

ProLabs is focused on innovations in optical transport and connectivity. The combination of our knowledge of optics and networking equipment enables ProLabs to be your single source for optical transport and connectivity solutions from 100Mb to 400G while providing innovative solutions that increase network efficiency. We provide the optical connectivity expertise that is compatible with and enhances your switching and transport equipment.

Trusted Partner

Customer service is our number one value. ProLabs has invested in people, labs and manufacturing capacity to ensure that you get immediate answers to your questions and compatible product when needed. With Engineering and Manufacturing offices in the U.K. and U.S. augmented by field offices throughout the U.S., U.K. and Asia, ProLabs is able to be our customers best advocate 24 hours a day.



Contact Information

ProLabs US

Email: sales@prolabs.com

Telephone: 952-852-0252

ProLabs UK

Email: salesupport@prolabs.com

Telephone: +44 1285 719 600